

HURST '19




Snoopy Thanksgiving

A Hursto Presto Painting

By Jim Hurst

Materials

- 12" X 16" Canvas
- 8.5" X 11" Snoopy Traceable X2
- Paint: Acrylic Black, White, Yellow, Orange, Red, Brown
- Brushes: 1.5" Chip, #16 Medium Flat, #6 Round, Script Liner, Sharpie Pen
- Easel or Paint Board/Flat Covered Table
- Palette or Paper Plates
- Cup Water, Paper Towels/Rags, Hair Dryer



1) Begin by loading your 1.5" chip brush with yellow. Using horizontal strokes, paint the bottom half yellow.




2) Without cleaning the chip brush, load it with orange and paint the remaining canvas. Blend.




3) Load a large flat brush with medium/dark brown and paint the ground while shaping the leaves.



4) Load a script liner with the same medium brown and create little twigs and grass. Don't overdo. Let dry.




5) Using a black charcoal stick, flip your traceable and loosely trace the lines on the other side.



6) Scrub along the lines to widen coverage.



7) Using a dry balled up paper towel, lightly wipe off excess to prevent smudging.



8) Align traceable on canvas. Trace the lines using a pen or pencil using firm pressure.



9) Peek under traceable occasionally to identify missed lines while transferring.



10) Darken the lines with a sharpie while being careful not to smudge charcoal tracing.



11) Using any small flat or round brush, paint first layer of red, white, yellow, and brown. Let dry. Paint a 2nd layer.



12) Paint solid black hat and coat. Don't forget the eye.



13) Load a small round brush with gray. Paint a gray highlight on upper left edge of turkey, black hat and coat.



14) Using same brush and gray, paint lower right edge of white plate edge, head and body/feet to create shadows. Let dry.



15) Pick your favorite tool for painting black outlines such as a small round/script brush, paint pen, or sharpie.



13) Draw in the black outlines around Woodstock, turkey, plate, snoopy, and doghouse.



14) Draw the grass and twig lines on right side of painted shapes.



15) Draw the leaves.



16) Don't forget to sign your painting!



Hursto Presto Studios

hurstopresto.jimdo.com

facebook.com/hurstopresto

Clean your brush often. Remember proper brush/tool care to extend its use. Thanks!

Jim Hurst



